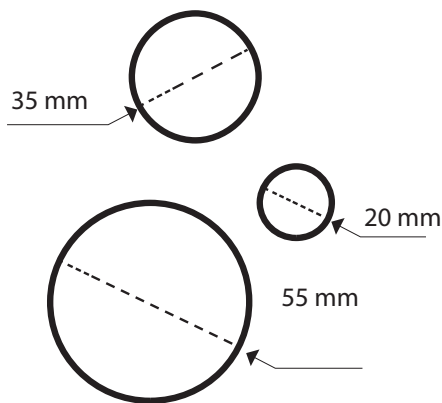



RYTHMIC EXAU  
DESIGN SHEETS

SCALE 1:1



<b>Concept:</b>	Rhythmic
<b>Designation:</b>	Exau
<b>Perforation type:</b>	Round 20–35–55 mm
<b>Open area:</b>	29 %
<b>Max. length (mm):</b>	3000
<b>Max. width (mm):</b>	1500
<b>Margins (mm):</b>	20


Standard sheet sizes: 1000 × 2000, 1250 × 2500, 1500 × 3000 mm. Minimum required non-perforated margin approx. 20 mm.

**Possible fixing methods:**  
Riveting, self-tapping screws, bent edge with an omega hole.


Material (mm)	Max. thickness (mm)
Steel	4
Galvanized steel	4
Aluminum	3
Stainless steel	2

RYTHMIC EXAU  
DESIGN SHEETS

SCALE 1:10



Vzorek plechu 1000 x 2000 mm v měřítku 1:10



Vzorek plechu RYTHMIC EXAU – výřez na formátu A4 v měřítku 1:1